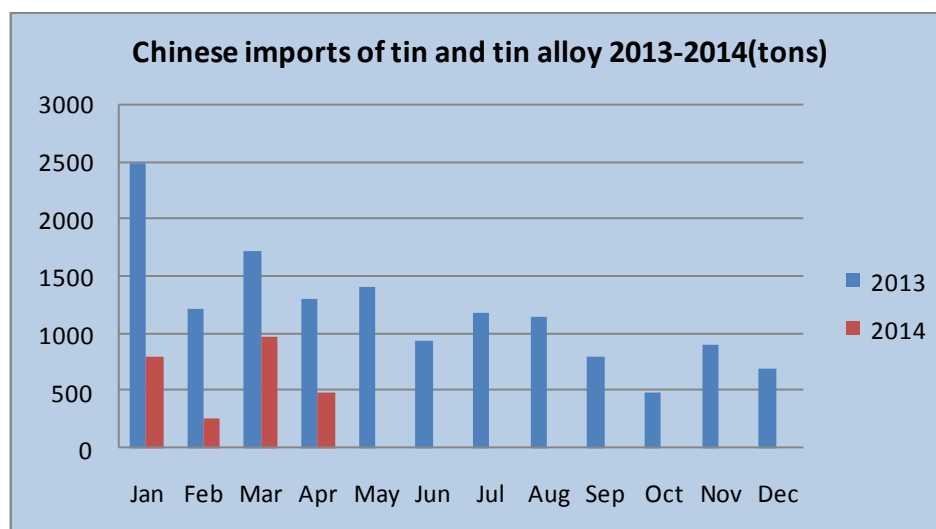
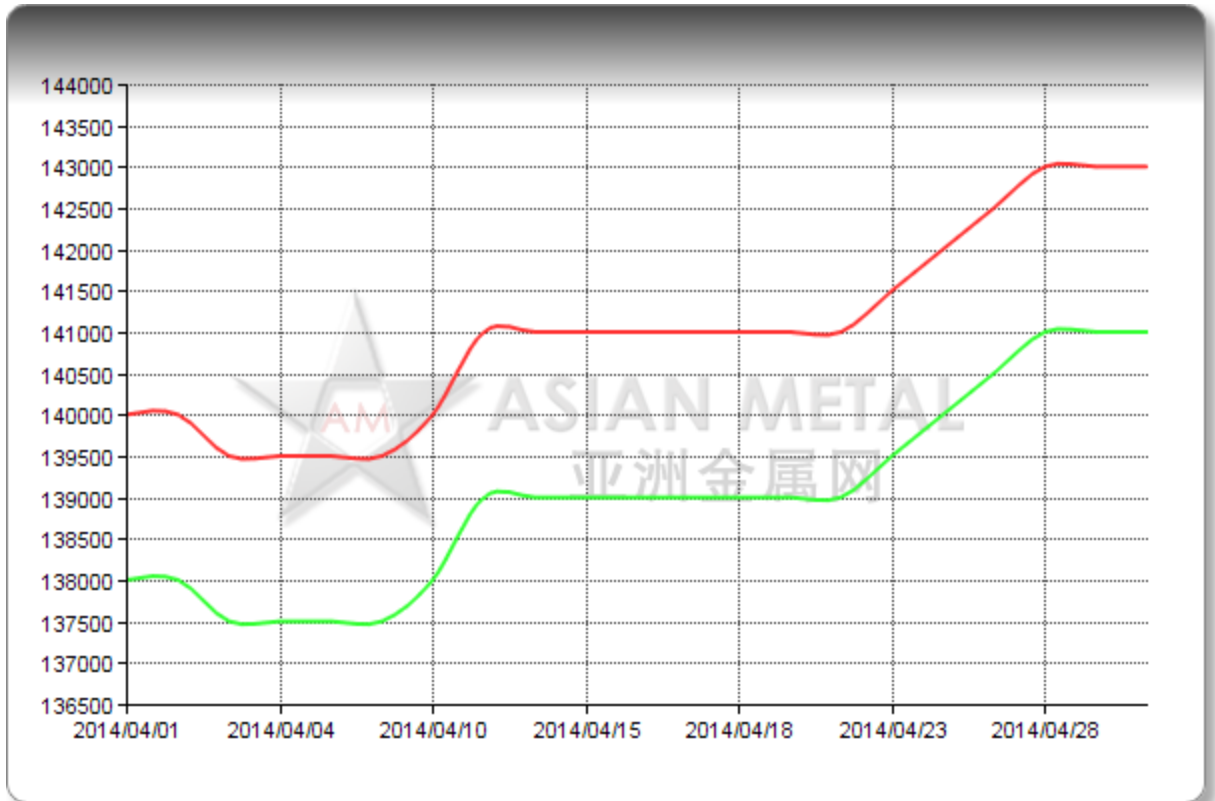


Chinese imports of refined tin and tin alloy in April down by 49% MOM

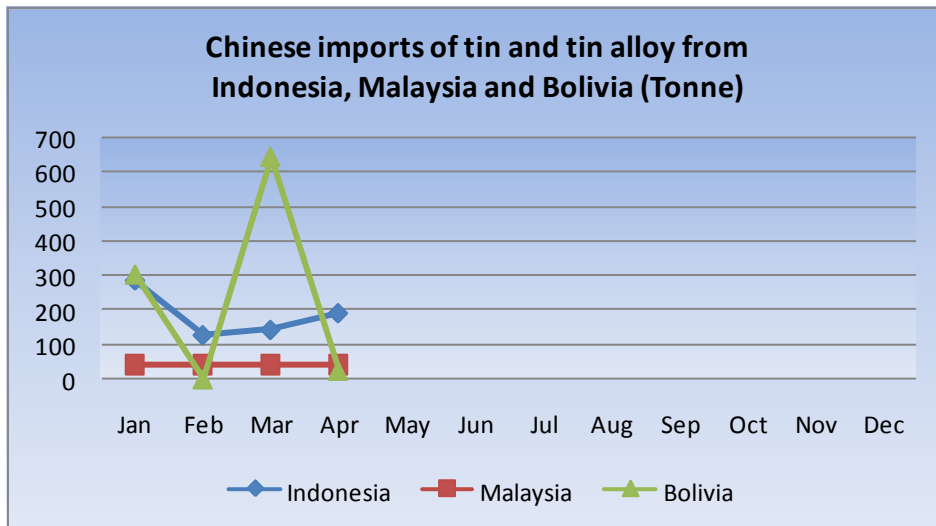
BEIJING (Asian Metal) 23 May 14 - Latest data from the China Customs showed that Chinese imports of refined tin and tin alloy were only 491t in April, down by 49% from 964t in March and down by 62% year-on-year.



In April, Chinese tin outputs reached 15,325t, up by 2.4% month-on-month, and the supply remained abundant on the domestic market. Meanwhile, domestic demand for tin ingot showed no signs of getting better. Additionally, although tin prices at home and abroad climbed up in April, Chinese importers still gained negative profits. Therefore, Chinese total imports declined in April. The following picture showed Chinese tin price trend in April (Unit: RMB/t):



In the first four months of 2014, Chinese total imports of refined tin and tin alloy reached 2,510t, down by 63% year-on-year, mainly due to the low demand and few profits.



Indonesia was the largest exporter to China in April, and the exports were 192t. However, the volume in April was down by 50% year-on-year due to the new export policy.

The following tables showed the details of Chinese tin imports in April.

	April (tons)	YOY (%)	Unit Prices(USD/t)	Jan-Apr (tons)	YOY (%)
Total	491	-62.31	23,018.54	2,510	-62.63
Origin					
Indonesia	192	-50.45	23,399.39	751	-77.34
Taiwan	76	-2.57	23,780.99	172	-44.19
Thailand	72	-56.45	23,549.35	172	-64.28
Malaysia	41	-92.89	14,984.51	161	-87.27
South Korea	31	-1.02	20,392.48	105	0.34
Bolivia	25	-	23,753.56	974	-2.71